

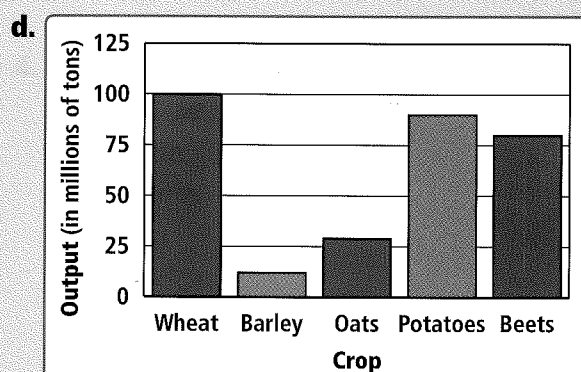
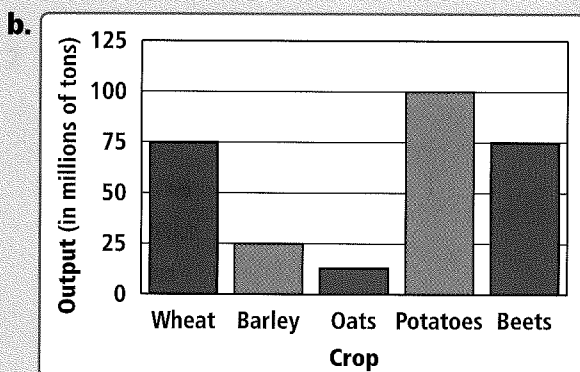
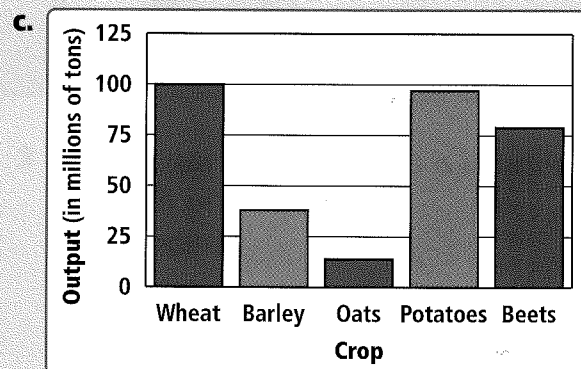
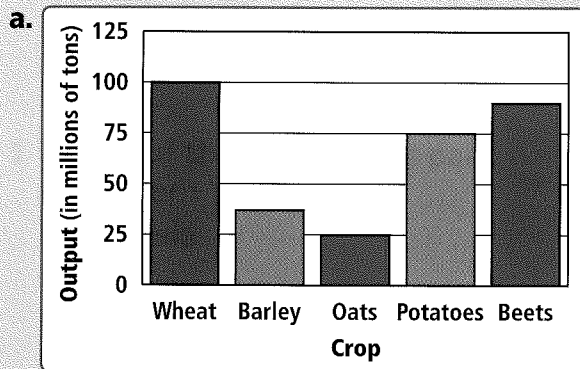
## GRAPHS

## Four Graphs as Answers—Multiple Choice

**Directions:** Use the table below to answer the question that follows.

Soviet Agricultural Production, 1970	
Crop	Output (in millions of tons)
Wheat	100
Barley	38
Oats	14
Potatoes	97
Beets	79

Which graph displays the data from the table correctly?

**Test Your Knowledge**

From the 1950s to the 1980s, why did Eastern European countries try to separate themselves from the Soviet Union?